

What comes in the box?

STUDENT EDITION

Includes the full school year of weekly articles, engaging images, and hands-on activities

TEACHER EDITION

Includes the full school year of weekly lesson plans, answer keys, vocabulary, and student activities.



Additional Teaching Resources Online

Navigate classroom resources

Digital assessments, crosswords, and games

Teacher Edition

Student Edition

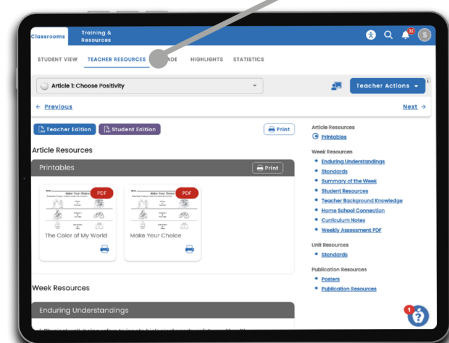
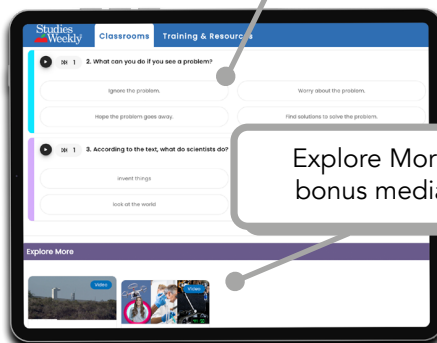
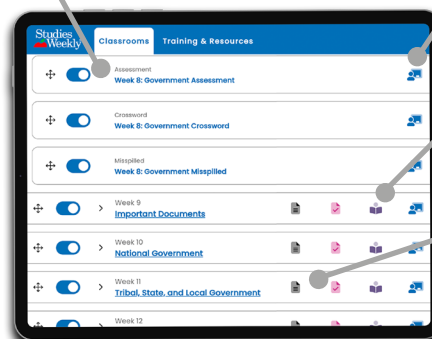
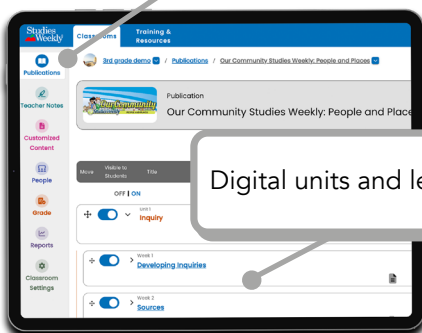
Printable worksheets and assessments

Digital units and lessons

Comprehension questions

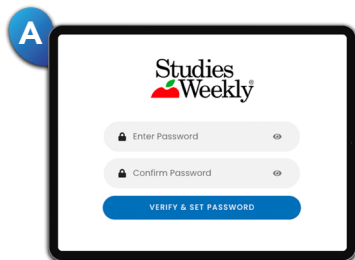
Digital teacher resources and lesson plans

Explore More bonus media




Every weekly unit includes enhanced lessons that are hands-on to increase engagement and develop academic proficiency, along with learning activities your child can do on the paper or online.

Learn more at studiesweekly.com/homeschool/#planning



NEW USER ACCOUNT

- Open the **Studies Weekly Email Verification**
Sent to the same email used when you placed your order
Check spam folder if needed
- Select the confirmation link in that email
- Create your password and enter it again
- Select "Verify and Set Password"
- Now you're ready to create your Classroom

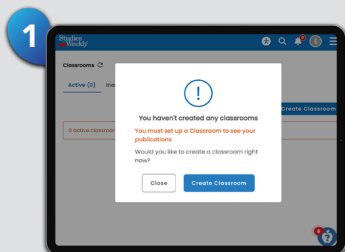


RETURNING USER

- Go to online.studiesweekly.com/login
- Enter your Username
Same email used when order was placed
- Enter Password
Click "Forgot Password" if needed
- Click Login
- Now you're ready to create your Classroom

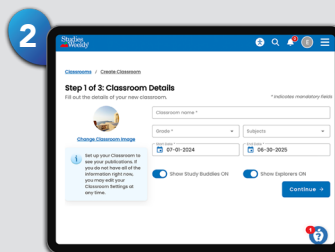
With a Homeschool Charter? In Studies Weekly Online, your account is created with your order.

CREATE A CLASSROOM



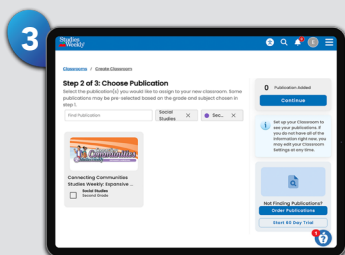
- Select the blue button labeled "Create Classroom" from either the pop-up menu or the Classroom tab directly

ADD CLASSROOM DETAILS



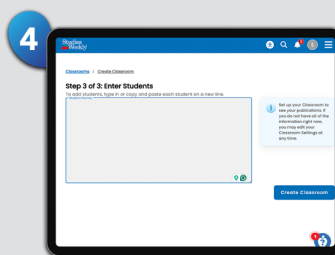
- Choose your classroom name, grade level, subject and end date
- Multiple subjects can be selected if applicable

ADD PUBLICATIONS



- Select the appropriate publications for your class
- If you have multiple grades, a separate classroom is recommended

CREATE A STUDENT ACCOUNT



- Create student accounts by entering their names in the text box.
- Student usernames and passwords are generated automatically and can be edited in the People tab.