

START UP KIT

Get started with your new curriculum in just a few steps!



1 Explore Your Materials

Let's get started! First, explore your new print and online materials. All teachers using Studies Weekly have access to content-rich student editions, resource-packed teacher editions, and a robust, user-friendly online learning platform.

Learn more about your materials!




s-w.co/unboxing



Student Editions

- Student-friendly format
- Content + literacy integration
- Interactive and consumable
- Grade-level informational text

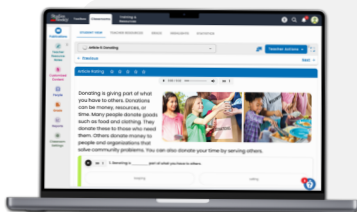
Learn tips for sorting at s-w.co/getting-started



Teacher Editions

- Lesson guides and materials
- Ready-to-use assessments
- Clear standards alignment
- Extensive teaching resources

Learn more about your TE at s-w.co/teacher-edition



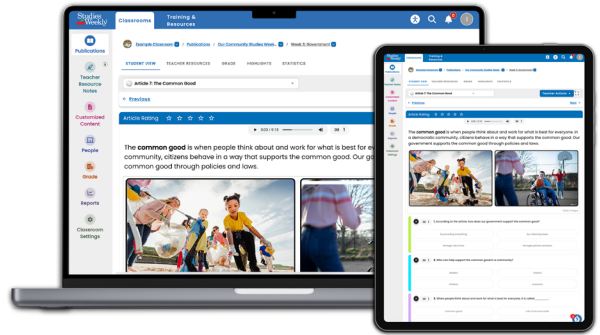
Online Platform

- Online articles
- Videos, printables, and other media
- Assessments and reports
- Customizable content

Learn more about Studies Weekly Online in Step 2

2 Get Started Online

ALL teachers using Studies Weekly have access to **Studies Weekly Online**, a user-friendly, all-in-one digital learning platform that connects you with endless learning resources.



If your school or district ordered Studies Weekly for you, your account may already be created through rostering. Please check with your school or district before setting up a new login.

Find it all on Studies Weekly Online!

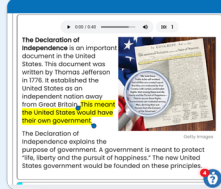
Teacher Resources

- Suggested lesson guides
- Standards correlations
- Online video & media library
- Extended learning activities
- Printable resources



Student Resources

- Engaging articles and activities
- Embedded knowledge checks
- Text annotation tools
- Variable-speed audio reader
- Gamified content



Teacher Tools

- Customizable content
- Student performance reports
- Visibility over student accounts
- Gradebook with automated features



On-Demand PD Videos

- Learn how to use Studies Weekly
- Learn new strategies
- Develop professional skills
- Receive free PD/CPE credits



Ask your administrator to inquire about in-person PD!

Online Onboarding Guide

Bookmark your Online Onboarding Guide to explore **all** features, tools, and ideas for using Studies Weekly Online: s-w.co/guide



Need help? Check out these resources:

Setting up your account: s-w.co/start-online

Onboarding video: s-w.co/online-onboarding

FAQs and help articles: s-w.co/support

Tech Support: s-w.co/support-request

3 Instructional Planning Guide

Studies Weekly is designed to support standards-aligned, inquiry-driven instruction without requiring you to build lessons from scratch. Your Teacher Edition and Online Resources include:

- Standards alignment
- Lesson plans
- Scaffolding & differentiation
- Enrichment & extension
- Multimodal learning opportunities
- Assessments


USE THE 3 STEPS BELOW TO GUIDE YOUR PLANNING AND CONNECT DIRECTLY TO THE RESOURCES THAT ARE ALREADY INCLUDED IN YOUR CURRICULUM.

1. Start with the Standards

Review the learning objectives and student outcomes to identify what students should know and be able to do.

- Identify the standard(s) and learning objective
- Preview the Student Edition
- Focus learning with a guiding/compelling question

Teacher Edition, Scope & Sequence, Standards Correlation

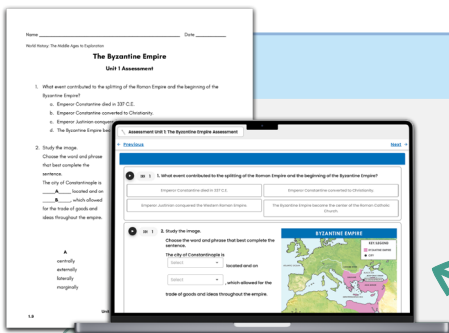


2. Review the Assessments

Review the assessments to identify how students will demonstrate understanding and provide evidence of learning.

- Select assessments aligned to your learning goal
- Use formative checks during learning
- Review student work to determine next instructional steps

Assessments, Article Questions, Tools and Reports




3. Prepare for Instruction

Identify scaffolding and extension opportunities for students to build and deepen understanding.

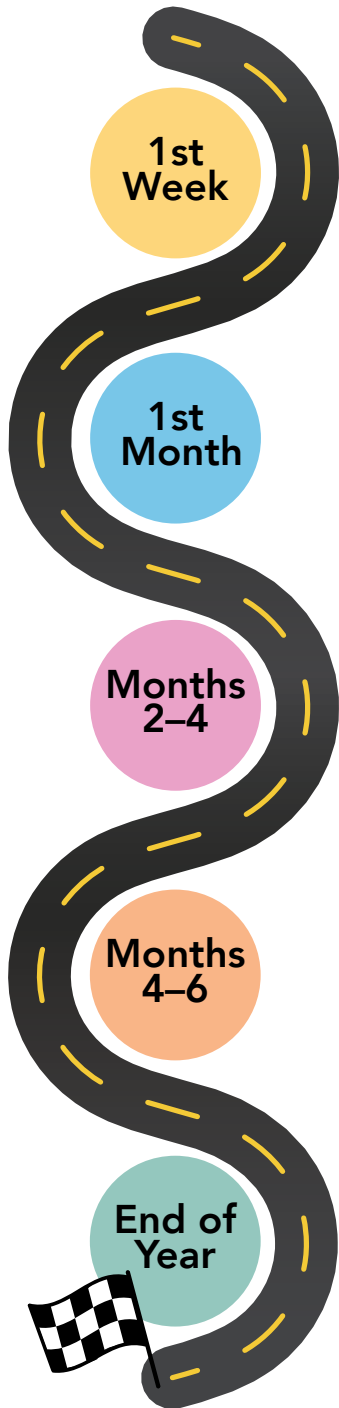
- Re-engage students with content using modeling, questioning, and discussion
- Break learning into manageable chunks
- Provide support while students explore and explain ideas
- Apply learning in new contexts

Lesson Plans, Multimedia Resources, Vocab and ELA Activities



Success Roadmap

Use this roadmap as a guide to help you map out your year with your new program and use Studies Weekly to its fullest potential!



1st Week

- Organize your print Student Editions s-w.co/getting-started
- Open your TE s-w.co/teacher-edition
- Log in to the online platform* s-w.co/teacher-account
- Add your students to your online classroom s-w.co/add-students
- Find printables in your TE or on Studies Weekly Online s-w.co/printables

1st Month

- Navigate your resources on Studies Weekly Online s-w.co/te-resources
- Access on-demand PD and training in Studies Weekly Online s-w.co/pd
- Assign online content
- Find an instructional routine that works for you

Months 2-4

- Use the online gradebook and develop a reporting process s-w.co/grading
- Use online gamification tools s-w.co/earn-coins
- Integrate cross-curricular components
- Students settle into the routine

Months 4-6

- Customize online content s-w.co/custom-content
- Use print materials to make projects s-w.co/make-artifacts
- Explore different forms of assessments s-w.co/manage-assessments
- Analyze student performance reports s-w.co/reports

End of Year

- Refine and adapt your process for grading and reporting s-w.co/grading
- Confidently build customized lessons online s-w.co/custom-content
- Feel confident using your Studies Weekly program
- Reflect, then make notes and adjustments for next year!

**If your school or district ordered Studies Weekly for you, your account may already be created through rostering. Please check with your school or district before setting up a new login.*

Questions? We're here to help!

 Help Articles: s-w.co/support

 Teacher Advocate: s-w.co/teacher-talk-webinar

 Tech/Order Support: s-w.co/support-request

 Teacher Newsletter: s-w.co/newsletter